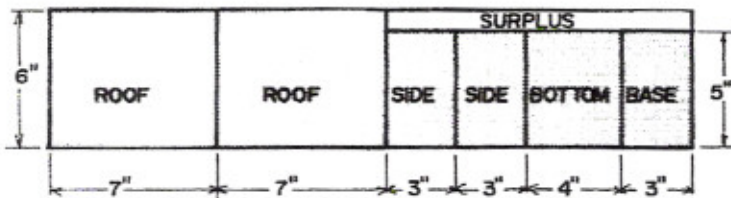



HOW TO BUILD A WREN HOUSE



Drawings
by Steve Gum

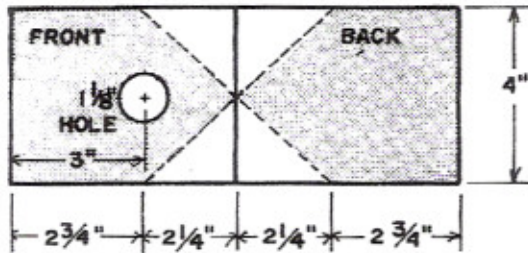
Missouri Department of Conservation



LUMBER NEEDED

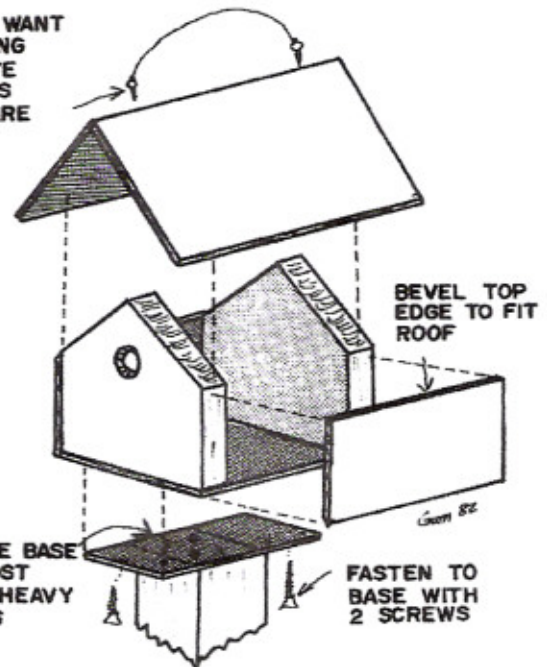
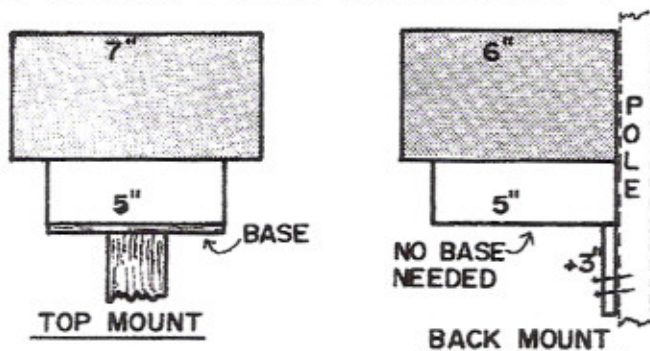
1/4" EXTERIOR PLYWOOD
6" WIDE x 27" LONG
(24" LONG IF BACK MOUNTED)

3/4" BOARD
4" WIDE x 10" LONG
(13" LONG IF BACK MOUNTED)



IF YOU WANT
TO HANG
USE
EYE
SCREWS
AND WIRE

IF BACK MOUNTED TO POLE, ADD 3" TO BOTTOM
OF BACK AND SHORTEN LENGTH OF ROOF 1"



TOP MOUNT ASSEMBLY